






## Fantastic Foundations - Progression of CLL sessions in FS2

Autumn 1	Autumn 2	Spring 1	Spring 2	Summer
Introduce the FANTASTICs one at a time – stories, pictures, puppets	Picture Power – Daily picture linked to a book/theme/interests Look at lenses. Learning Partners Use of Full sentence verbal answers.	Picture Power Pictures can continue to move further away from children’s experiences		
Use the FANTASTICs in the setting as prompts for adult interactions				
Introduce Granny Fantastic Words and Word Collecting to the childre	Continue to play Word Collecting. Also introduce Oral Sentence Making	Become more ambitious with the vocabulary used for Word Collecting and Oral Sentence Making e.g. using _____ and _____	Become more ambitious with the vocabulary used for Word Collecting. Start to play with the word order and adding extra information with the Sentence Making.	
	Introduce Slow Reveal to build up stories across the week and explore narratives. Begin to link stories to non-fiction and poems where appropriate.			
	Together Writing focus group – applying known sounds to write key words to match to the picture.	Together Writing focus group – Simple sentences. Adding description.	Together Writing focus group – Sentences starting to use ‘and’, ‘because’	Together Writing Focus group – Playing with sentence structures, adding extra information. Modelling and writing more than one sentence. Purposeful writing leaflets, storybooks, letters
		Introduce Everyone Writing in whole class CLL sessions	A one-week teaching sequence that develops vocab, oral sentence construction,	

			sentence writing and building pieces of text. Teacher Led Sentence Stacking – 3 lenses with a sentence for each lens	
--	--	--	---	--